

ORDER FORM

Custom wash basin/table top made to measure

Customer:	Required supply date: (minimum 6+ weeks)	Order no./Ref.:
Contact person:	Order date:	Order no. Dansani: (added by Dansani)

Choose finish	<input checked="" type="checkbox"/> White mat
---------------	---

Wash basin	<input type="checkbox"/> Without tap hole	<input type="checkbox"/> Without overflow
	<input type="checkbox"/> Depth 360 mm	<input type="checkbox"/> Depth 455 mm

Quantity

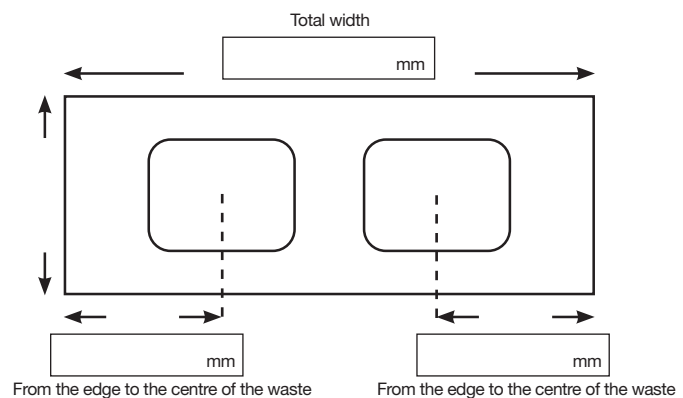
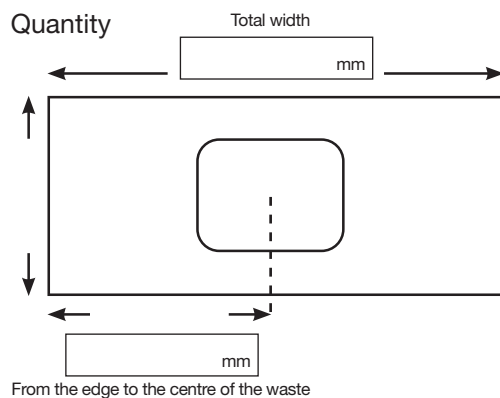



Table top (maximum 2400 mm x 600 mm)	Depth _____	Width _____
---	-------------	-------------



The thin design requires the support of a vanity unit below the solid surface top.
 All wash basins are supplied as standard with one tap hole and overflow unless otherwise specified.
 The products have size tolerance of +3/-3 mm. we therefore recommend that all wash basins are ordered over-size by 2 mm.
 Please note: the centre of the bowl must align with the centre of the vanity.
 Made to measure products cannot be cancelled, or returned once signed order has been placed.
 Measurement: Wash basin max 2400 mm x 360/455 mm
 Table top max 2400 mm x 600 mm

Signature of acceptance Name/Company stamp